



OHIO CONSTRUCTION
ACADEMY

2022 - 2023
ANNUAL REPORT



We are your
BLUEPRINT
for success!

Mission Statement

Ohio Construction Academy's mission is to provide high school students an innovative educational opportunity to explore construction-related careers through an excellent foundation in academics and rigorous, contextual, hands-on curriculum.

Sponsor Statement

Sponsor Statement: Ohio Council of Community Schools (OCCS) uses various methods to evaluate the school's performance including published tests and other academic scores such as the Ohio Department of Education or successor Local Report Card and supporting data. OCCS regional representatives visit our partner schools regularly ensuring compliance with federal, state, and contractual requirements. The results of this monitoring for the 2022-2023 school year are published in the 2022-2023 Ohio Council of Community Schools Annual Report, available after November 30 at www.ohioschools.org

Vision Statement

The vision of Ohio Construction Academy is to meet the emerging needs of today's workforce by empowering students through state-of-the-art, standardized curriculum, instructional delivery methods designed to address individual learning needs, and preparation for entry into the construction industry.

School Administration



Matt Demosky
Administrator

DeShannon Butler, Sr.
Dean of Students

Kevin Ford
Academic Coach

School Board

Barry Fonarow
President

Alonzo Ali
Vice President

Ross Miller
Secretary

Owen Wyss
Director

Penn Berens
Treasurer


Doug Wright
Member

Jesse Mitchell
Member

Brandon Curry
Member

Dustin Wilshire
Member

Dean Stitz
Member



Financial Statement

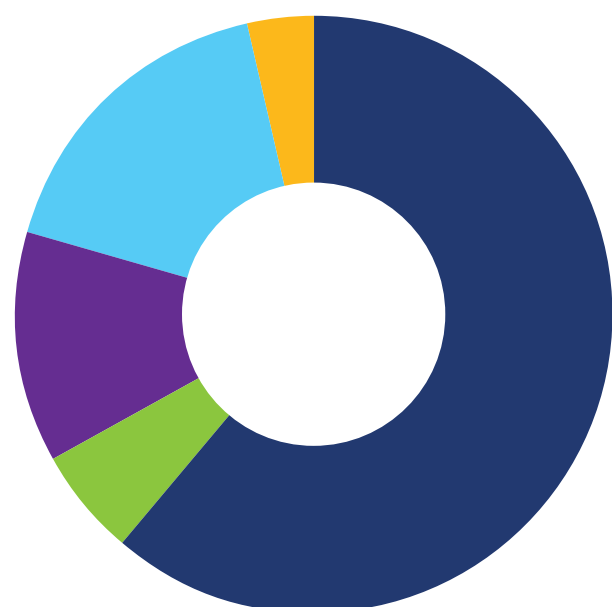
FTE:.....	97.95
Total Operating Revenues:.....	\$1,284,390.34
Total Operating Expenditures: .	\$1,517,388.87
Total Federal Grants:.....	\$453,938.46
Total Assets:	\$496,110.56
Total Liabilities:	\$17,107.01

*Presentation Excludes GASB 68
Amounts Obtained From June 30, 2023 Board Financial Reports- Unaudited*

Attendance Rate

78.5%

Demographics Chart



Demographic Categories	Number of Students	%
African American	54	61.36
Asian/Pac. Islander	0	0
Hispanic	5	5.68
American Indian/Native Alaskan	0	0
Multiracial	11	12.5
White, Non-Hispanic	15	17.05
Not Specified	3	3.41

School Achievement Highlights



Community Partnerships

OCA forges positive community partnerships to create strong relationships, foster real-life work experiences, secure jobs upon graduation, equip students with safety gear and provide additional wrap-around services for students and families. A comprehensive list of school partnerships is as follows:

- Habitat for Humanity
- Wolverine Boots
- Franklin County Board of Directors
- Reitter Stucco and Supply Company
- Associated Builders and Contractors
- Rise Up Cbus

Positive School Culture

Providing a strong foundation for success, positive school culture sets the tone for student excellence. OCA has implemented several programs/events to promote a positive climate.

- The Ron Clark Academy House System
 - Houses Competed in a Thanksgiving Food Drive
 - Family House Wheel Spin
- The Amazing Shake Competition
- PTO-Sponsored Parent-Student Showcase

Academic Growth Incentives

Academic improvement is frequently celebrated at OCA. Various incentives have been implemented to motivate growth and achievement. This year, students accomplished the following:

- 14 out of 16 graduates received construction employment upon graduation. There were 91 graduation seals earned.

Community Service Projects

The school promotes social awareness while instilling the mentality of empathy among students by participating in various community service projects. During the 22-23 school year, the following projects were completed:

- A house and a shed were built at 2 site locations.
- Shark Supply Carpentry students constructed 18 cubbies for Beacon Academy.
- Students built 2 blessing boxes for Central Ohio volunteer organizations.

Sports/Arts Programs

Ohio Construction Academy promotes student wellness and a balanced school experience with the inclusion of sports. 2022-2023 was the inaugural year for the OCA Basketball Team.

School Events

OCA engages stakeholders and elevates the experience for students by sponsoring the following annual events:

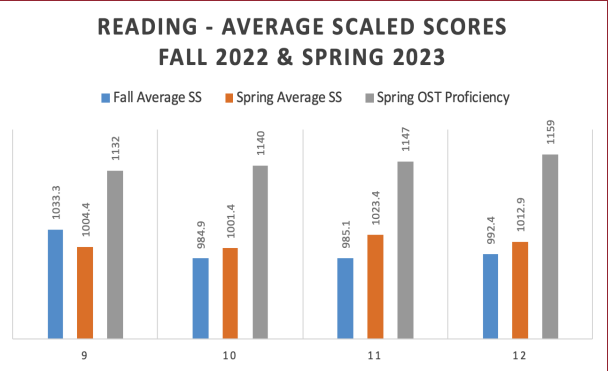
- RCA House Ceremonies
- Two Field Trips to "The Book Loft" in German Village
- Marvel Movie Field Trips
- RCA Food Drive
- Basketball Tournament at Mohican Young Star Academy
- Holder Construction Site Field trip: Ohio State University Medical Campus
- Downtown Columbus Construction Job Site Field Trip
- Field Trip: Veteran's Memorial National Museum
- Graduation: Ohio Dominican University

Academic Goals

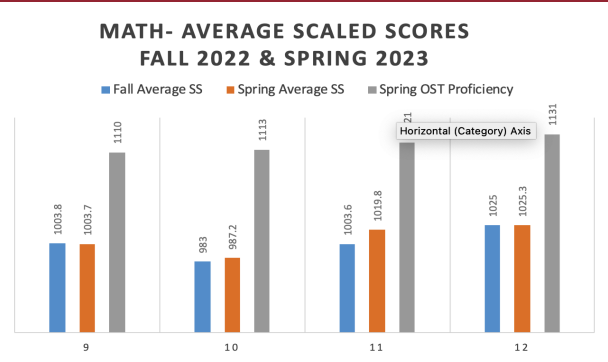
- By June of 2024, Ohio Construction Academy will graduate a minimum of 20 students, as evidenced on the State Report Card.
- By June of 2024, 90% percent of OCA graduates will receive employment in a construction-related field upon graduation from high school, as measured by job placement rate data.
- By June of 2024, OCA will demonstrate improvement in the attendance rate by increasing the current percentage by 10%, as measured by The Education Management Information System (EMIS).
- By June of 2024, construction students will earn a total of 75 CTE-Industry related credentials, as evidenced on the State Report Card.
- By June of 2024, students will increase performance in math and reading by 30%, as measured by STAR comparative assessment data from fall to spring.

Academic Testing

OCA	Fall	Spring	
Reading	Average SS	Average SS	OST Proficiency
9th	1033.3	1004.4	1132
10th	984.9	1001.4	1140
11th	985.1	1023.4	1147
12th	992.4	1012.9	1159



OCA	Fall	Spring	
Math	Average SS	Average SS	OST Proficiency
9th	1003.8	1003.7	1110
10th	983	987.2	1113
11th	1003.6	1019.8	1121
12th	1025	1025.3	1131



State Report Card

Ohio School Report Cards

Ohio Construction AcademySchool at a glance

Meets Standards School Rating

2022 - 2023 Report Card for Ohio Construction Academy

Schools that receive the dropout prevention and recovery report card receive ratings for up to eight measures and four components.

Achievement Component

The Achievement component, previously called the High School Test Passage Rate component, represents the number of students who meet applicable criteria on assessments that are required for graduation.

Progress

The Progress component looks closely at the growth all students are making during the school year.

Gap Closing

This component shows how well schools are improving or meeting the performance expectations for all students in English language arts, math, graduation, and English language proficiency.

Does Not Meet Standards Rating

Meets Standards Rating

Meets Standards Rating

Graduation Rate

The Graduation Rate component looks at the percent of students who are successfully finishing high school with a diploma in four, five, six, seven or eight years.

Graduation Rates

A Graduation rate is not calculated if there are not at least 10 students in the graduating class

33.3% of students graduated in 4 years

52.4% of students graduated in 5 years

40.0% of students graduated in 6 years

53.3% of students graduated in 7 years

38.5% of students graduated in 8 years

43.5% is the weighted average of all graduation rates.

Meets Standards 4-Year Rating

Exceeds Standards 5-Year Rating

Exceeds Standards 6-Year Rating

Exceeds Standards 7-Year Rating

Meets Standards 8-Year Rating

Exceeds Standards Combined Rating





.....

1725 Jetway Blvd
Columbus, OH 43219
614-532-1863
www.ohioconstructionedu.org

.....

 **OhioConstructionAcademy**

.....