

We are your
BLUEPRINT
for success!

2020 - 2021 ANNUAL REPORT



Vision Statement

The Ohio Construction Academy Vision is to bring career technical education into the 21st century and meet the emerging needs of today's workforce. OCA will ensure its students are provided with a blueprint to success through state-of-the-art, standardized curriculum; blended delivery methods to address individual learning needs; and hands-on learning to prepare them for entry in the construction industry. OCA graduates will be prepared for various pathways should they choose to progress to higher education, registered apprenticeship, or aspire to management in the construction arena. OCA is readying the craft professionals and construction leaders of the 21st century.



Sponsor Statement

Sponsor Statement: Ohio Council of Community Schools (OCCS) uses various methods to evaluate the school's performance including published tests and other academic scores such as the Ohio Department of Education Local Report Card and supporting data. OCCS regional representatives visit our partner schools regularly ensuring compliance with federal, state, and contractual requirements. The results of this monitoring for the 2020-2021 school year are published in the 2020 Ohio Council of Community Schools Annual Report, available after November 30 at www.ohioschools.org



Mission Statement

OCA's mission is to provide high school students an innovative educational opportunity to explore construction related careers through an excellent foundation in academics and rigorous, contextual, hands on curriculum.

School Administration



Matthew Demosky
Administrator

Ohio Construction
Academy
1725 Jetway Blvd
Columbus, Ohio 43219

School Board

Alonzo Ali
Vice President

Gale Hacker
Director

Penn Berens
Treasurer

Ross Miller
Director

Barry Fonarow
President

Dr. Robert Murphy
Secretary

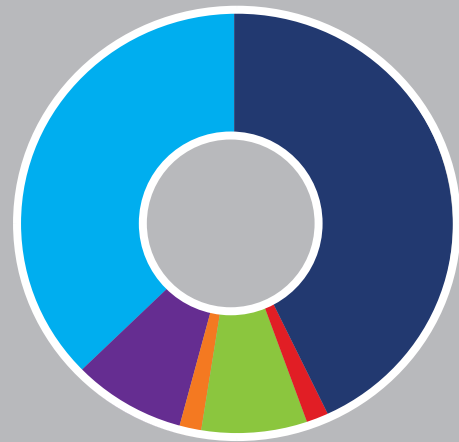


Attendance

Rate

89.5%

Demographic Chart



Demographic Categories	Percentage of Students
------------------------	------------------------

● African American	44.90
● Asian/Pacific Islander	2.0
● Hispanic	8.20
● American Indian/Native Alaskan	2.0
● Multiracial	9.0
● White, Non-Hispanic	38.80
○ Not Specified	0

Financial Statement

FTE:.....	81.83
Total Operating Revenues:.....	\$1,190,508.04
Total Operating Expenditures:	\$1,196,817.53
Total Federal Grants:.....	\$177,392.55
Total Assets:	\$143,598.00
Total Liabilities:	\$63,393.00

Presentation Excludes GASB 68

Amounts Obtained From June 30, 2021 Board Financial Reports- Unaudited

School Achievement Highlights

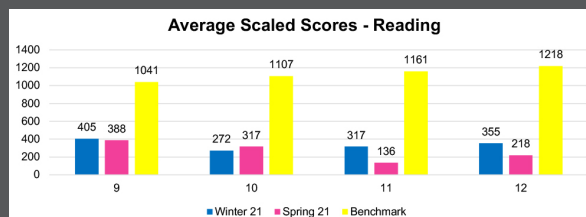
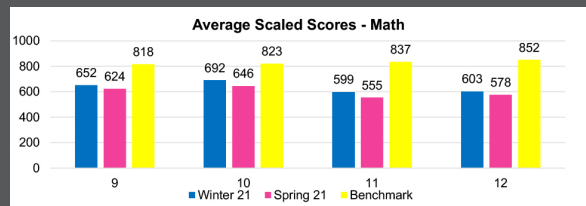


- Graduated 8 students
- Most female graduates for a school year: 4
- First graduating class to receive Carpentry 2 and Electrical 2 certifications: 2 students
- One graduate employed with ABC company: Echo 24
- Selected by OCCS to receive a grant for a remediation teacher: selected by school sponsor as one of their top charter schools
- Recognized as one of the top charter schools in the state of Ohio by ODE
- Developed student-led business, "Shark Supply" - sold picnic tables, bird houses, and corn hole boards
- Completed construction of ABC shed

Academic Goals

- Maintain our school report grade of an "A"
- Achieve a 75% or higher attendance rate
- Achieve at least a 90% graduate rate: goal of 15 graduates for class of 2022
- Form Parent-Teacher Organization with a 75% attendance rate for meetings
- Reach and maintain 100% of our excellence enrollment target for the school year
- Increase student-testing participation by 10%
- 50% of students meet proficient rating or higher on at least 1 subject area for Ohio's State Tests
- 60% of student population will participate in at least one lab program

Academic Testing



State Report Card

Ohio School Report Cards

Ohio Construction Academy School Grade  School at a glance 



Not Rated

School Rating

School Overview

Schools that receive the dropout prevention and recovery report card receive ratings for up to eight measures and four components. *The 2020-2021 report card will not have grades or ratings per Ohio law.*

Achievement Component

The Achievement component, previously called the High School Test Passage Rate component, represents the number of students who meet applicable criteria on assessments that are required for graduation.



Not Rated

Rating

[View More Data](#)

Progress

The Progress component looks closely at the growth all students are making during the school year.



Not Rated

Rating

[View More Data](#)

Gap Closing

This component shows how well schools are improving or meeting the performance expectations for all students in English language arts, math, graduation, and English language proficiency. *The English language proficiency data is not available this year.*



Not Rated

Rating

[View More Data](#)

Graduation Rate

The Graduation Rate component looks at the percent of students who are successfully finishing high school with a diploma in four, five, six, seven or eight years.



Not Rated

Rating

[View More Data](#)