



2018 - 2019 Annual Report

Vision Statement

The Ohio Construction Academy Vision is to bring career technical education into the 21st century and meet the emerging needs of today's workforce. OCA will ensure its students are provided with a blueprint to success through state-of-the-art, standardized curriculum; blended delivery methods to address individual learning needs; and hands-on learning to prepare them for entry in the construction industry. OCA graduates will be prepared for various pathways should they choose to progress to higher education, registered apprenticeship, or aspire to management in the construction arena. OCA is readying the craft professionals and construction leaders of the 21st century.

Sponsor Statement

Ohio Revised Code (ORC) 3314.03(D)(2) specifies that the sponsor of the school must "monitor and evaluate the academic and fiscal performance and the organization and operation of the community school on at least an annual basis."

In its evaluation of the school performance, the Ohio Department of Education's Office of Ohio School Sponsorship assesses the performance of Ohio Construction Academy on each of the required Ohio School Report Card indicators and on performance measures listed in the charter contract.

The Ohio Department of Education's Office of Ohio School Sponsorship monitors the performance of the community schools through our attendance at the Ohio Construction Academy board meetings, visits to the school, monthly review of financial reports and reviews of academic progress reports along with other reports related to the school's performance.

The Ohio Department of Education's Office of Ohio School Sponsorship was the sponsor for Ohio Construction Academy during the 2017-2018 school year. The Ohio Construction Academy was generally compliant with the laws, rules, and regulations governing Ohio community schools and we continue to monitor compliance with laws, rules and regulations throughout the school year. Academically, Ohio Construction Academy is progressing towards compliance in academics and we will continued to provide technical assistance and monitoring of school academics.

The Annual Report for Ohio Construction Academy related to the performance of the school and all other schools sponsored by the Ohio Department of Education will be posted on our website www.education.ohio.gov, no later than November 30, 2019.

All Sponsors of community schools in Ohio are required to submit a written report of the evaluation results of the school's academic, financial, organization performance, and the school's legal compliance to the Ohio Department of Education and make the report available to parents of students enrolled in the community school.

Mission Statement

OCA's mission is to provide high school students an innovative educational opportunity to explore construction related careers through an excellent foundation in academics and rigorous, contextual, hands on curriculum.

School Administration



Dr. Denise Lewis, Administrator
Ohio Construction Academy
1725 Jetway Blvd
Columbus, Ohio 43219

School Board

Barry Fonarow
President

Alonzo Ali
Vice President

Gale Hacker
Director

John Morgan
Director

Matt Foor
Director

Penn Berens
Treasurer

Dr. Robert Murphy
Secretary

Financial Statement

Total Assets: **\$256,453**

Total Liabilities: **\$245,422**

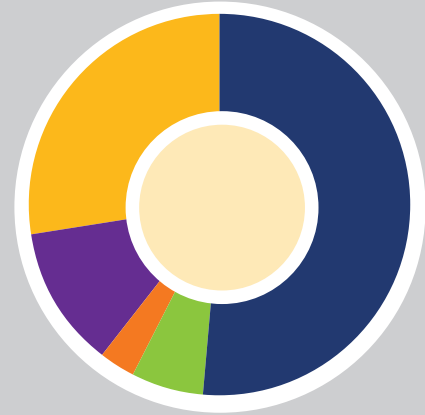
Total Operating expenses: .. **\$1,103,820**

Total Operating revenues: **\$495,269**

Total non-operating revenues:.. **\$476,397**

Presentation Excludes GASB 68
Amounts Obtained From June 30, 2018 Board Financial Reports- Unaudited

Demographic Chart



Demographic Categories	Number of Students
African American	17
Asian	0
Hispanic	2
American Indian/Native Alaskan	1
Multiracial	4
Native Hawaiian/Pac. Islander	0
White, Non-Hispanic	9
Unknown	0

**Attendance
Rate
75%**



School Achievement Highlights

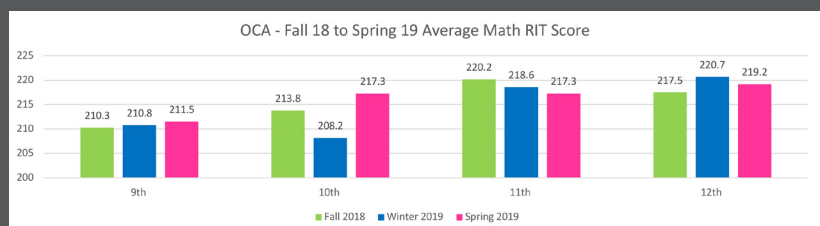
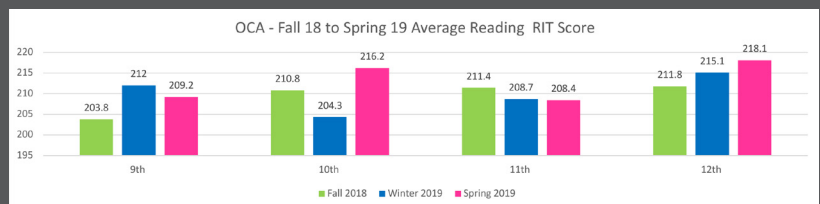


- All first year CTE students completed OSHA-10 Training
- All first year CTE students completed First-Aid and CPR Training
- OCA was the first school in history to be showcased at ODE Headquarters in downtown Columbus
- OCA students and staff completed the 2019 Shed project as a part as ODE's spotlight project
- OCA graduated 5 students
- 2 OCA graduates were hired full- time by Associated Builders and Contractors member companies
- OCA was featured on ThisWeek Community News' website and the article was distributed to 22 local newspapers for viewing

Academic Goals

- Improving our school report card from an "F" to a "C"
- Forming a Parent/Teacher association with a 60% attendance for meetings
- Achieve at least a 90% graduation rate
- Achieve a 80% or higher attendance rate
- Reach and maintain 100% of our excellence enrollment target for the school year

Academic Testing



State Report Card

Ohio School Report Cards



Ohio Construction Academy School Grade

School at a glance



**Exceeds
Standards**

School Rating

School Overview

Districts and schools report information for the Ohio School Report Cards on specific marks of performance, called measures, within broad categories called components. Dropout Recovery Program schools receive ratings for up to eight measures and four components.

[Click here](#) to go to the school's profile page.

By clicking this link you will leave the Ohio Department of Education's website, and the Department is not responsible for any external site's content.

High School Test Passage Rate

The High School Test Passage Rate component represents the number of students who passed all five state tests that are required for graduation.



Not Rated

Rating

[View More Data](#)

Progress

The Progress component looks closely at the growth that all students are making during the school year.



**Exceeds
Standards**

Rating

[View More Data](#)

Gap Closing

The Gap Closing component shows how well schools are meeting the performance expectations for our most vulnerable students in English language arts, math, graduation and English language proficiency.



Not Rated

Rating

[View More Data](#)

Graduation Rate

The Graduation Rate component looks at the percent of students who are successfully finishing high school with a diploma in four, five, six, seven, or eight years.



**Meets
Standards**

Rating

[View More Data](#)